















36 517 979



- HORIZONTAL RAIN, max. flow rate 6 l/min (at 3 bar)
- with anti-scale system
- cover plate 240 x 60 mm
- 1/2" connection
- This product can help a building meet the requirements of Green Building Rating Systems, e.g. LEED®, BREEAM®, DGNB

Fits: IMO, LULU, MADISON, MEM, TARA, CL.1, LISSÉ, VAIA, META, CYO

| | | |
|---|-------------------------------|---------------|
|  | Brushed Bronze | 36 517 979-42 |
|  | Chrome | 36 517 979-00 |
|  | Brushed Platinum | 36 517 979-06 |
|  | Platinum | 36 517 979-08 |
|  | Dark Chrome | 36 517 979-19 |
|  | Light Gold | 36 517 979-26 |
|  | Brushed Light Gold | 36 517 979-27 |
|  | Brushed Durabrass (23kt Gold) | 36 517 979-28 |
|  | Matte Black | 36 517 979-33 |
|  | Brushed Champagne (22kt Gold) | 36 517 979-46 |
|  | Champagne (22kt Gold) | 36 517 979-47 |
|  | Brushed Chrome | 36 517 979-93 |
|  | Brushed Dark Platinum | 36 517 979-99 |

Required miscellaneous



Concealed wall installation box - 35 206 970 90
 • min. recess depth 100 mm
 • max. recess depth 173 mm

Recommended miscellaneous



xGRID Attachment set for integrating in the dry wall construction - 12 340 970 90

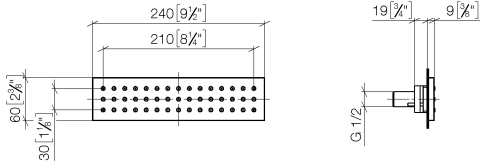
Required miscellaneous



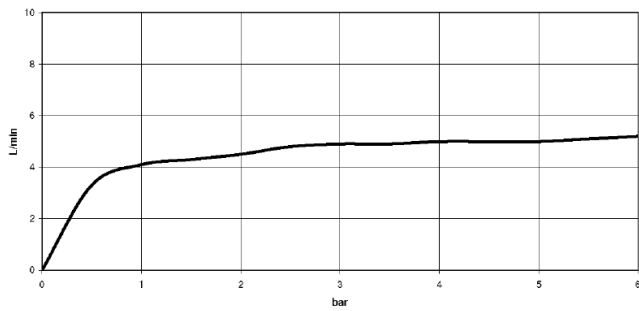
xGRID Installation track 555 mm - 12 360 970 90

36 517 979

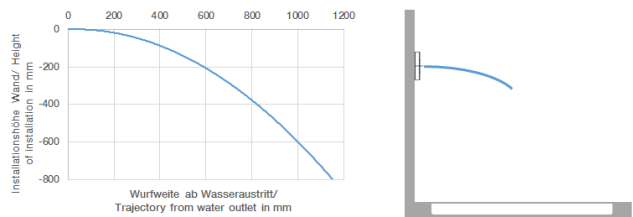
mm [inches]



Flow rate chart



Trajectory diagram



36 517 979

